

# Insulated roller garage doors



134

# EasyRoll roller garage doors



## Safety

A safety edge system is fitted to stop and reverse the door should it meet an obstruction when closing.



## CE marked and compliant with all current relevant legislation

EasyRoll garage doors conform to the European standards of safety and wind load resistance EN 13241-1, EN 12424. This is confirmed by the TÜV-certificate of CE marking and by test reports.



## Wind resistance

Classic roller garage doors withstand a wind load up to 450 Pa, corresponding to class 2 according to EN 12424, and they can be installed in openings up to 5.92m wide and 3.8m high.



## Maximum space saving

Roller garage doors save space outside as well as inside the premises. They are the ideal solution for a garage with a short driveway. You can also efficiently utilise all available roof space, inside the garage.



## Lightweight and durable

Aluminium roller garage doors are resistant to rain, to fluctuations in temperature and to corrosion. They are solid and secure, environmentally friendly and light.



## Variety of mounting types

Roller garage doors can be mounted outside or inside the premises, with a visible or concealed shutter box. Available in 77mm or 55mm lath to suit the amount of headroom available.

# EasyRoll garage doors

## EasyRoll garage doors, an investment in your home.

By bringing together the highest manufacturing quality and leading design here in the UK, EasyRoll provides the ideal roller garage door, providing superior protection in an attractive design.

Buying a new garage door is not an everyday purchase. The EasyRoll range of garage doors is designed with that fact in mind to provide a long lasting product, that enhances the look of your home.

The EasyRoll range is designed to help you make the most of that investment by delivering a garage door that meets all your requirements.

### The perfect fit

Our doors are made to measure, so there's no compromise on weather protection, insulation or security.

### CE marked

The CE mark means your new door is fully compliant with all European directives.

### A range of finishes to suit you and your home

All our doors come in a variety of finishes to perfectly reflect the character of your home.

### EasyRoll Classic & EasyRoll Compact

We offer a choice of two types of door with 55mm or 77mm lath - designed to work perfectly in garages with headroom from 205mm to 300mm.

### Peace of mind warranties

Because we use only the finest materials in our doors, they come with a full warranty - so you can rest easy.

## EasyRoll - the right garage door for you and your home

Our doors come in a wide range of low maintenance colours, including woodgrain finishes that match the latest generation of UPVC windows and doors.

- Insulated laths form a curtain designed to a higher specification, which means our doors help to increase energy efficiency and reduce heating costs.
- Our space saving design eliminates intrusion into overhead storage space in your garage - and allows you to park right up to the door - unlike conventional up and over doors.
- A manually operated version is available for roughly single sized garages where mains power is not available.
- Using genuine Alutech components, our doors are all manufactured here in the UK and are installed by a network of local approved distributors.

## Which door is right for you?



Our compact doors, are designed to be installed in garages with restricted headroom. Manufactured from 55mm deep lath, only 205mm internal headroom is required for installation. Compact doors are available up to 3000mm wide depending on height. Insulated lath, with side and bottom seals provide resistance to heat loss and drafts.



Classic doors, are manufactured with 77mm lath for additional strength and rigidity. Ideal for larger garages, or where additional security may be necessary. Insulated lath and triple side seals provide for the ultimate in insulation and draft resistance.



# EasyRoll classic garage door

## Style and security with an EasyRoll garage door

EasyRoll are one of the market leaders in garage doors, and to maintain this position we constantly innovate our products to offer great garage doors to our customers.

Manufactured from strong and durable twin walled aluminium lath, with a CFC free insulating foam. This provides a high level of insulation and increases the security level as the door is very difficult to break into.

EasyRoll is available in a choice of 17 standard colours, including 4 painted wood-effect colours. These finishes are designed to complement exactly the finish offered

by UPVC double glazing frames. As an option it is possible to have both guides and hood colour matched to the door curtain.

Each EasyRoll garage door is supplied with the Somfy Rollixo remote control system, operated by hand transmitter with a built in safety edge sensor that will stop and reverse when an obstruction is met.



## Designed to fit most garages

EasyRoll garage doors are designed to fit most garage openings. By having a choice of installation methods, along with the Classic and Compact lath, the smallest and largest of openings are catered for. For extra large openings, an oversized side guide is offered, along with a secure neoprene locking system. Great for exposed situations or where a heightened level of security is required.



# Great features for a better garage door



1

**EasyRoll choice**

Your door can be ordered with either a half or a full hood as shown, finishing the interior off perfectly.



2

**Draft protection**

Drafts are greatly reduced with our patented triple side guide sealing system. Aside from reducing drafts, it makes the door much quieter during operation.



3

**Effective seal**

Our deep rubber bottom profile provides an effective seal to the base of the door.



4

**Secure locking system**


Automatic locking straps force the door down onto the floor when closed providing an effective barrier to forced entry.



5

**Extra strong bottom lath**

Deep extruded aluminium, enhances security of the door, stops it from being forced out of the side guides.



6

**Optimum lath thickness**

77mm x 19mm, offers one of the most rigid and insulated lath available today.



7

**Abrasion resistance**

PUR/PA\* is a two layer lacquer coating applied to profiles at a thickness of 25-30 microns which provides an effective resistance to scratches and marks on the curtain.



8

**Somfy Rollix**

Somfy Rollix remote control system with optical wireless safety edge. Providing reliability, safety and security from the market leader in the field. A large range of control extras available and the benefit of compatibility with many other Somfy home automation products.



# Options and accessories

Enhance your garage door with our range of additional features

## Vision slats

Vision slats allow natural light into your garage. Available with or without glazing. On woodgrain doors vision slats will be supplied in a brown finish (Classic model only).

## Remote control keypad

The Somfy Metal Keypad RTS is the way to operate your door securely without the remote control.

With no need for wires, this simple keypad is weatherproof and durable - giving you convenient access with a secure code.

## Low level external override kit

All EasyRoll doors are provided with a manual hand winding mechanism in the event of a power

failure. However if the garage door is the only means of access, then an external low level override or battery back up should be used.


## Full box

Full hoods are an option on all EasyRoll garage doors to finish off the door perfectly. If a door is being externally face fitted then a full box should always be specified.


## Important notes

EasyRoll take all steps possible to minimise marks to components by using quality paint finishes and treatments as well as brush seals where it is practically possible.

However marks will appear on the inside of the door where the automatic locking straps are fitted. This is normal and unavoidable but has no effect on the continued operation of the door.



Somfy Metal Keypad RTS



## Virtually maintenance free

Looking after your door couldn't be easier, and with a little care and attention it will be virtually maintenance free.

Keeping the door clean by wiping the curtain with a damp cloth and mild detergent every so often will keep it looking great - and also help prevent damage to the surface. In a salt air environment this should be done monthly - but otherwise just if the door looks dirty.

Scratches can be touched up like a car to avoid rust, and touch-up paint is available from your distributor, but the motor and curtain are designed to be maintenance free and require no additional lubrication in normal use.

## EasyRoll - designed with safety and security in mind

### Safety in operation

All doors are supplied with the Somfy Rollixo remote control system, which includes a safety edge, that will stop should the door meet an obstruction when closing. In addition all Classic doors are supplied with a safety brake that will stop the door from falling in the event of a mechanical failure.

### Fully CE marked

EasyRoll roller garage doors conform to the European Standards of safety and wind load resistance EN 13241-1, EN 12424. This is demonstrated by tests carried out by TUV independent test authorities. EasyRoll doors have been tested with a wind load of 59mph.

# Finishing touches

Alutech lath is manufactured from high grade aluminium and finishing in a PUR/PA\* coating which reduces abrasion, colour fading and surface cracking.

## Standard colours

(Subject to usual manufacturing lead times)

	EasyRoll Classic		EasyRoll Compact	
	Door Curtains	Matching Guide Rails & Canopy	Door Curtains	Matching Guide Rails & Canopy
White RAL9016	✓	✓	✓	✓
Black RAL9011	✓	✓	✓	✓
Anthracite RAL7016	✓	✓	✓	✓
Brown RAL8019	✓	✓	✓	✓
Red RAL3004	✓	✓	✓	✓
Fir Green RAL6009	✓	✓	✓	✓
Moss Green RAL6005	✓	✓	✗	✗
Navy Blue RAL5011	✓	✓	✓	✓
Light Grey RAL7038	✓	✓	✓	✓
Silver RAL9006	✓	✓	✓	✓
Light Ivory RAL1015	✓	✓	✓	✓
Painted Irish Oak	✓	✓	✓	✗
Painted Golden Oak	✓	✓	✓	✓
Painted Rosewood	✓	✓	✓	✓

## Special Order Finishes

(Subject to increased 4 - 5 week lead time)

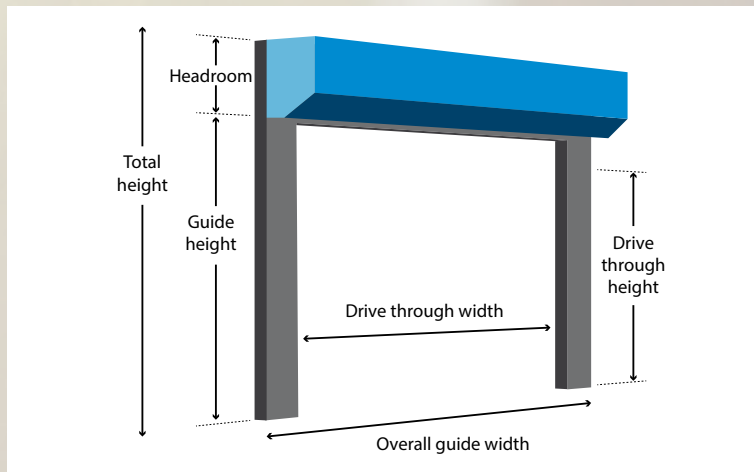
	EasyRoll Classic		EasyRoll Compact	
	Door Curtains	Matching Guide Rails & Canopy	Door Curtains	Matching Guide Rails & Canopy
Chartwell Green BS14C35	✓	✓	✗	✗
Duck Egg Blue BS16C33	✓	✓	✗	✗
Brown RAL8014	✓	✓	✓	✓
Red RAL3020	✓	✓	✗	✗
Cream RAL9001	✓	✓	✓	✓
Graphite Metallic (10% Surcharge)	✓	✗	✓	✗
Painted Walnut	✓	✗	✓	✗

Wide choice of standard, woodgrain and metallic colours!

**Please note:**

- Where matching guide rails and canopies are not available these components will be supplied in White RAL9016 or Brown RAL8019.
- Laminate foil woodgrain finishes are also available where required at additional cost - consult the sales office for more details.
- Due to variances in print, colours shown are representative and cannot be relied upon as an exact match, request a sample for this purpose.
- Availability of finishes correct at time of printing but may change occasionally without notice.

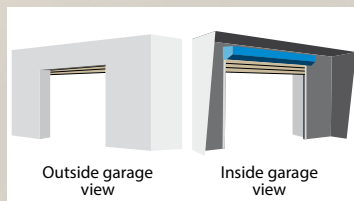
# Fitting requirements



## Headroom requirements

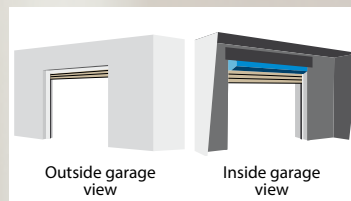
- Classic doors require headroom of 300mm, and side room of 70mm or 90mm.
- Compact doors require 205mm headroom and 66mm side room.
- The bottom lath will hang down into the opening, so will reduce the drive through height by 77mm or 55mm respectively.
- If the door is installed between the opening the drive through width will be reduced by twice the guide width, and the drive through height will be reduced by the headroom requirement and bottom lath size.

## Where will my door fit?



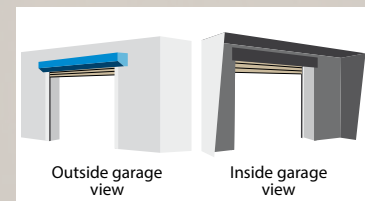
### Internal Face Fix

Where there is sufficient side and headroom, the guide rail and roller assembly would be installed directly to the inside of the garage opening. Recommended for most applications.



### Reveal Fix

Installed in between the opening, good where there is limited side or headroom inside the garage. This will reduce the drive through height noticeably.



### External Face Fix

Fitted to the external face of the garage, useful where there is not enough space to install on the inside face, but where maximum drive through space is required.

Manufactured in the UK by SGG

We reserve the right to alter the specification at any time without any notice.