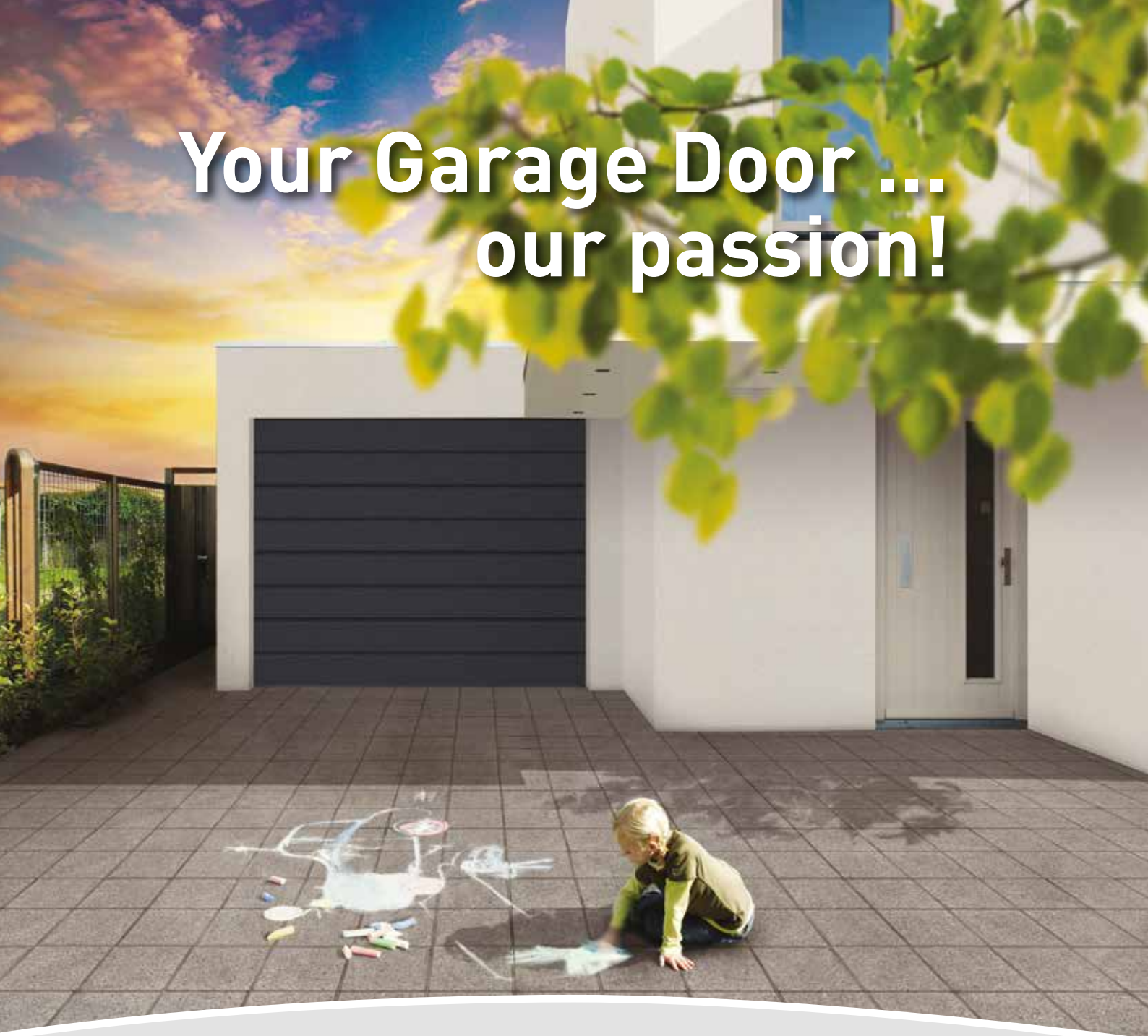


Your Garage Door ... our passion!



Novoferm Garage Door Range 2020

www.novoferm.co.uk



a member of the Sanwa Shutter family

Welcome home - Welcome to Novoferm

Is there anything better than coming home?
When driving in already feels like a welcoming
experience!

In the evening, after a long working day, or in the
autumn or winter when it is cold and wet outside, your
Novoferm garage door opens at the push of a button
and automatically welcomes you home.

Welcome to the Novoferm Garage Door Range – a
collection of residential Up & Over, Side Hinged,
Sectional and Insulated Roller Garage Doors in
steel, aluminium, GRP and timber, incorporating the
very latest innovations in design, technology and
security. The garage door range is complemented
with a choice of remote control systems including the
patented NovoPort® automatic door system designed
in accordance with the latest European safety
regulations.

We are passionate about providing you
with doors that guarantee safety,
security and convenience.

Contents

Insulated sectional garage doors	3-13
DuoPort insulated side hinged doors.....	14-15
Novoroll 77 and 55 insulated roller doors	16-17
Up and over garage doors	18-27
Novoguard up and over garage doors	28-29
Side hinged garage doors	30-31
Automation and accessories	32-38
Warranty and maintenance	39

Insulated sectional doors



Sound and heat insulation

Insulated door leaf made from double-skinned, hot galvanized steel sections with CFC-Free PUR rigid foam core, which provides top sound-proofing and excellent heat insulation, keeping the cold out and the warm in.

Heat insulation values

iso20 doors - $K = 1.0W/m^2K$

iso45 doors - $K = 0.5W/m^2K$



Sectional insulated garage doors iso45 manual or available with Novoport operation.

Unique Secured by Design manual insulated sectional garage doors.

Sizes up to 5m (for Secured by Design doors).

Keeping the weather outside... in style

Comprised of individual sections connected together by hinges. The door opens vertically into the garage and with no 'kick out' as it moves, providing you with up to three feet of increased drive length against Up & Over Garage Doors.

Sectional doors are also very attractive in design - high quality materials, incorporating the latest innovations in manufacturing technology together with a wide choice of options give your garage an individual look. Add the built-in insulation, which provides both a thermal and acoustic barrier, helping to control your energy bills, reduce noise and possibly your carbon footprint.

More space in front of the garage



Sectional doors open vertically upwards and don't swing out which means you can use every inch of available space in front of your garage. Garages located close to roads or pavements do not put pedestrians at risk and the traffic keeps flowing.



Remote operation from the comfort of your car!

Automatic safety features will stop and reverse the door operation, when it senses an obstruction.

Frame and door weather seals help keep the rain and wind out.

Optional LED lighting kits will show off your door's best features and help with security.


Insulated sectional steel doors

Ribbed door styles

Choose from a range of three standard designs available in iso20 and iso45 options.




Horizontal Rib iso20/45



Large Rib iso20/45



Flush iso20/45



Flush Steel Blue iso20/45



Large Rib Anthracite iso20/45



Large Rib Golden Oak iso45

Georgian panelled door styles

Georgian panelled sectional doors are available with or without glazing in both iso20 and iso45 options.



Panelled iso20/45



Panelled Glazed iso20/45



Panelled Glazed Rosewood iso45



Glazing

Here are some window designs suited to 'flush' style doors, for a full range of sectional door glazing options see page 7.



To get lots of natural light, you can turn practically one whole garage door into a window with a horizontal light strip. Light strips are available on the top 3 sections only, not in the bottom section.



Create an individual eye-catching element with vertically arranged portholes, each in a high-quality stainless steel frame.



Square windows can be ordered as an option, in any arrangement which suits your taste, each in a high-quality cast aluminium frame.

For glazing options see page 7. Sectional doors are bespoke and made to order

*All colour samples depicted in this brochure are as close to the original manufacturer's colours as possible. Garage doors supplied may vary in colour from the brochure representation.

email: customerservice@novoferm.co.uk


Surfaces, structures and colours

Our iso20 and iso45 sectional garage doors are available on request in a subtly grained Woodgrain wood structure or in the elegant smooth surface Noblesse, which simply repels dust and moisture.

For further individualisation, you can choose from 11 top-coated, attractively priced Super-Color colours/ preferred colours and nearly all RAL colours (iso45).




Woodgrain



Noblesse (smooth) (depending on the pattern)


Super-Color colours/ preferred colours



Steel blue
similar to RAL5011




Moss green
similar to RAL6005



Fir green
similar to RAL6009



Light grey
similar to RAL7035




Window grey
similar to RAL7040



White aluminium
similar to RAL9006



Grey aluminium
similar to RAL9007



Anthracite
similar to RAL7016



Ochre brown
similar to RAL8001



Nut brown
similar to RAL8011



Sepia brown
similar to RAL8014




Black
similar to RAL9005

RAL colours for iso45



You want more?
Doors can also be supplied in the RAL colour of your choice for a small additional charge.


Rustic wood effects




Golden oak (smooth)



Dark oak (smooth)



Rosewood (smooth)



Black oak (smooth)



Winchester (smooth)




Moor oak (smooth)

Our iso45 sectional garage doors are available with six different weather-resistant, top-coated film laminates in authentic, rustic wood effects with a smooth surface. In addition to the large rib pattern, you can now also order all the wood effects in the flush and some in the panel pattern (not Winchester, Black oak and Moor oak).


Benefit from our new structural surfaces!



Satin white
similar to RAL9016



Satin dark grey
similar to RAL7016



Satin brown
similar to RAL8014



Satin grey
composite shade

In addition to the existing Satin grey, our iso45 sectional garage doors are now available in three more decorative, top-coated satin matt structural surfaces with reduced dirt retention and exceptional weather resistance.

New Microline pattern (Flush) in Satin white and Satin grey



Microline (Flush)
Satin white,
similar to RAL 9016



Microline (Flush)
Satin grey,
composite shade

Exclusively for the flush pattern for iso45 sectional garage doors, our popular industrial door profiled finish Microline (Flush) is available in Satin grey and Satin white. This is a modern, profiled wave structure with a striking and expressive light and shade effect.

Sectional doors are bespoke and made to order




Glazing options

Our attractive glazing options not only make a feature of your garage, but let the light in as well, especially appealing if you use your garage as a storage room or workshop. All Novoferm glazing panels are manufactured out of weather-resistant acrylic glass or impact-resistant polycarbonate and stand out due to their high transparency. Furthermore, being double glazed panes, they have excellent heat insulating properties - just like our insulated sectional garage doors.



plain clear/frosted



square clear/frosted



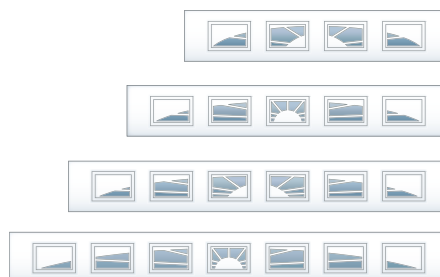
diamond clear/frosted



square leaded clear/frosted



diamond leaded clear/frosted



The 'sunrise' pattern can be modified to suit different width garages up to 5.5metres wide.

*All colour samples depicted in this brochure are as close to the original manufacturer's colours as possible. Garage doors supplied may vary in colour from the brochure representation.

Vertical tension spring system



Vertical tension spring for sectional garage doors Easy to install and requires less space. Doors close to perfection.

Fitted on Novoferm iso20 and iso45 sectional garage doors in widths up to 3000mm and heights up to 2750mm.

.. Exclusive to Novoferm

Anything that is outside in all winds and weather and has to work perfectly day after day needs an especially robust design. That's why all Novoferm steel sectional garage doors are double-skinned and insulated. The degree of insulation is described by the door types. Simply choose between the alternatives, premium sectional door type iso20 or the deluxe door type iso45, with the highest insulation thickness and a wide range of optional extras.

All iso20 and iso45 door sections are manufactured from hot galvanized thin steel sheet and provided with a polyester-based pre-finished coat or, in the case of Golden Oak*, Dark Oak and Rosewood* a durable foil finished coating. Angular frames, guide rails as well as all fitting parts on the garage door are also galvanised so that no rust can start to form. You will have many years of pleasure and satisfaction with your garage door - 10 years of which are guaranteed!

*Golden Oak and Rosewood only available in iso45

Double-skinned insulation

Our steel sections are exclusively manufactured in a double-skinned sandwich construction and filled with an elastic PUR rigid foam core. This ensures higher surface stability, quieter door running and improved sound-proofing and heat insulation in comparison to single-skinned garage doors. The flexible lip seals between the sections fit softly even at low temperatures and prevent any heat losses and dust from penetrating.

Lip seals on the frame

Extra wide lip sealings on the side frame provide even better heat insulation and dirt resistance.

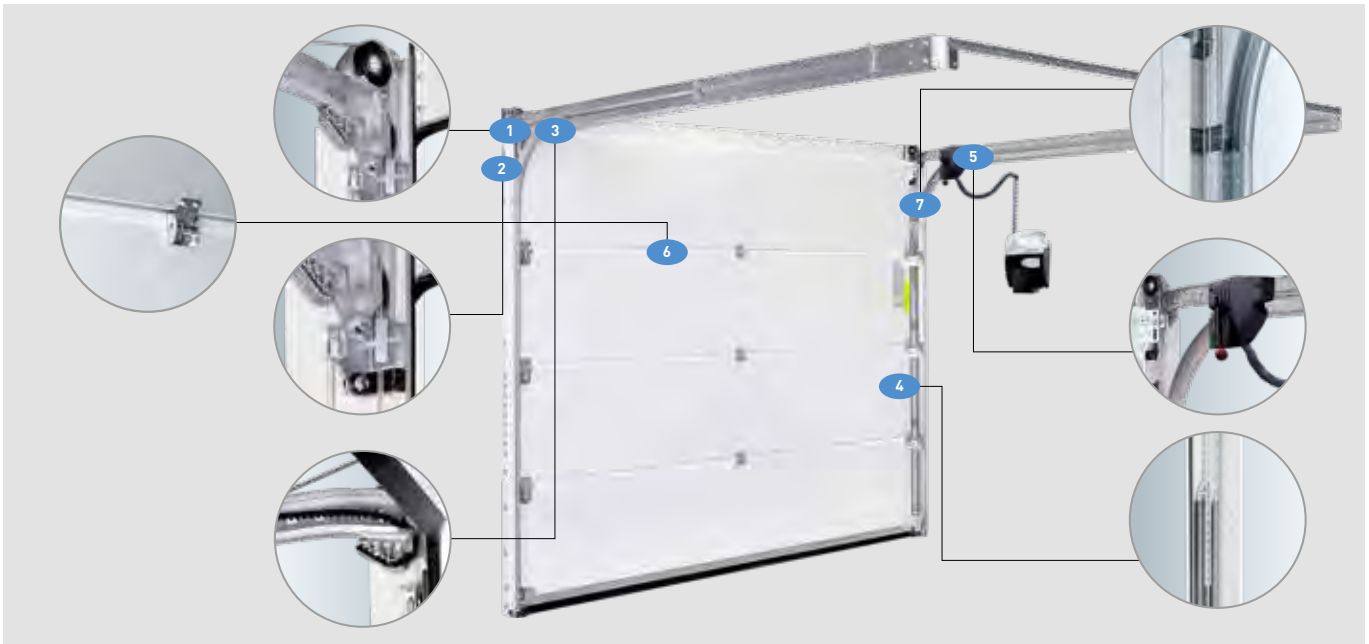
Frost-proof floor seal

A rubber profile on the bottom edge of the garage door guarantees optimum protection from water and dirt, evens out slight floor unevenness and prevents damage and injuries. The floor seal is made of high-quality EPDM (ethylene propylene diene monomer), which is known for its high elasticity, weather resistance and long life-span.

Stainless-steel frame base

Novoferm sectional garage doors have a high weather resistant stainless steel frame base. Thus enabling water and impeded drainage to be able to drain off freely and also ensure that no rust can start to form on the frame over the long-term. The frame base remains brittle resistant at low temperatures and forms a clean visual seal.

Features and benefits



1 Interference-protected deflection pulley

The steel cables run vertically into the angular frame on interference-protected deflection pulleys mounted on ball bearings with U-shaped caster holders. This reduces the height requirement compared to the front-mounted torsion spring.

2 New cable mount

Together with the new steel cable holder, the newly designed cable mount with integrated door guide keeps the steel cables running smoothly in the angular frame without them touching the sections.

3 Integrated belt fastening

The newly designed moulded end piece contains an integrated fastener for the NovoPort® belt. The maintenance-free belt is fastened securely in the holder.

4 Multiple extension spring assemblies

The extension spring garage doors are equipped with sturdy multiple extension spring assemblies. The springs are adjusted at the top end of the assembly. The vertical extension springs require less installation depth and open up new possibilities when space is confined.

5 NovoPort® - unique and flexible

The NovoPort® operator system not only offers maximum convenience during operation, but also during installation. After all, the motor is not fixed to the ceiling like conventional operators, but simply integrated into the side garage door track - either on the left or the right depending on the structural conditions. Therefore no ceiling assembly is required.

6 Anti-pinch inside and out

The special design of the sections and hinges prevents pinching on the door leaf from the outset.

7 Interference protection and cables channelled down the inside


The angular frames make it almost impossible to reach between the door leaf and the frame. Suspension cables arranged inside minimize the risk of injury and guarantee maximum operational reliability.

PLUS The advantages at a glance

- Easy to install; low installation height
- The spring is easy to adjust
- The horizontal tracks are shorter (require less space)
- NovoPort® is easy and fast to install
- Lower standard headroom requirement
- Added to which, the vertical extension spring system on iso45 sectional garage doors is cheaper than the torsion spring version

Insulated side sectional doors

Opening laterally, side sectional doors open just as much as you need. Available in four attractive garage door styles in almost every RAL colour imaginable and individual glazing options (see page 7). The garage doors adapt to suit every garage construction. Novoferm side sectional garage doors are available for garage door openings of up to 6m in width. Automating your side sectional door with the NovoPort electrical operator, (see page 34), provides even more convenience and it can just as easily be mounted on the side garage wall.




Vertical Rib iso45

The narrow horizontal rib is instantly recognisable as a well loved style



Vertical Large Rib iso45

Stylish and modern, the large rib design is ideally suited to the multitude of finishing options



Vertical Flush iso45

The contemporary 'flush' wide rib design is ideally suited to modern building projects



Vertical Panelled iso45

With an elegant and traditional look this style is suited to many property styles

Sectional timber doors

A range of solid timber sectional doors that will give you the natural look whilst retaining all the functionality and security of a Novoferm sectional garage door.



London iso45

Traditional horizontal ribbed design



Madrid iso45

Traditional panelled design.



Thame iso45

Variation on the vertical rib design.




Henley iso45

Variation on the vertical rib design.

All solid wood garage doors are made of three layers of Nordic pine or five layers of African okoume glued together to form waterproof multi-layer boards. Doors MUST be treated before installation in order to protect against long-term weather conditions (see page 39 for more details).



Nordic Pine



African Okoume

All sectional doors are bespoke and made to order.

email: customerservice@novoferm.co.uk





Insulated sectional matching side doors

In and out in no time: through a matching side door

There's no need to raise and lower the whole garage door just to get to your bike, tools or lawnmower, we have matching side doors with all sectional garage doors – for going in and out in no time.

All side doors are manufactured out of double-skinned, galvanised sheet steel with CFC-free PUR rigid foam core or solid wood and supplied as standard with a handle set and security lock.

Three-sided continuous seals and specially formed lip seals at the sill ensure the highest degree of weatherseal and heat insulation.

Sectional side doors are bespoke and made to order.

The ideal frame for every door

For the side door type iso20 with 20mm filling, the door leaf frame and corner door frame are made of robust steel. For the side door type iso45 with 45mm filling, the door leaf frame and block door frame are made of high-quality aluminium.

Precise processing – smooth running

All door leaf frames are mitre-cut precisely to the degree and guarantee maximum weather resistance, while robust hinges provide long-term, dimensionally accurate opening and closing. The hinges are also three-way adjustable in door type iso45 and therefore allow for even more precise adjustments during assembly.



Horizontal rib
Traffic white,
similar to RAL 9016



Large rib
Traffic white,
similar to RAL 9016



Flush
Traffic white,
similar to RAL 9016




Raised panel
Traffic white,
similar to RAL 9016
(only iso45)



Flush
Moss green,
similar to RAL 6005



Flush
Golden oak
(only iso45)



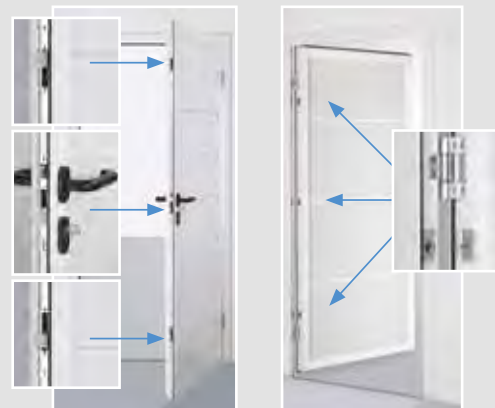
Large rib
Satin Dark grey,
similar to RAL 7016
(only iso45)

Ribbed only available in Golden Oak, Rosewood and Dark Oak.

Also in NEW Satin White, Satin Grey, Satin Dark Grey and Satin Brown.

Precise processing - reliable operation

All door leaf frames are made of aluminium and guarantee maximum weather resistance, while robust hinges provide long-term, dimensionally accurate opening and closing.



Triple lock
(optional)

Hinge lock
(optional)

*All colour samples depicted in this brochure are as close to the original manufacturer's colours as possible. Garage doors supplied may vary in colour from the brochure representation.



Wicket doors



Horizontal Rib iso45



Large Rib iso45



Flush iso45




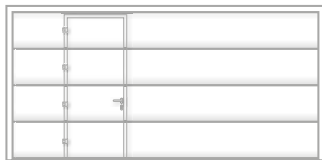
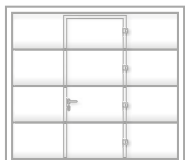
Horizontal Rib iso45



Large Rib iso45



Flush iso45



Wicket doors are arranged centrally or asymmetrically depending on the garage door width. Symmetrical arrangement for garage door widths up to 3500mm. Asymmetrical arrangement for garage door widths above 3500mm – either left or right

Perfectly integrated: the wicket door

If your garage is too narrow for a side door, but you don't want to have to do without that practical convenience of a side door, then we recommend an integrated wicket door.

Wicket doors are available for all iso45 sectional garage doors up to a width of 5m. They offer a practical passage width of 80cm and provide perfect heat insulation due to the double-skinned insulation used.

And to make sure everything looks great, the frames and hinges are white (RAL 9016) on standard white garage doors and available in various anodized colours for painted garage doors.

Glazing options for all garage door patterns: standard window, cross window, rhombus window, window cut-out or light strip.

Wicket doors are bespoke and made to order.



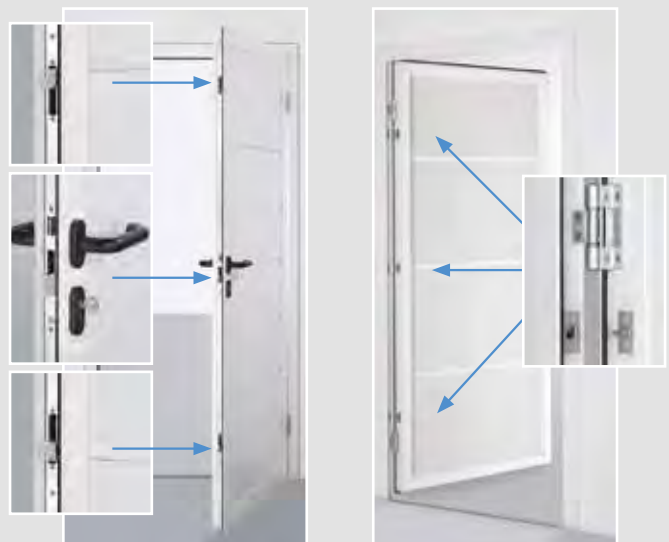
DuoPort: the solution for more scope

In addition to providing high insulation values, our insulated DuoPort leaf doors offer you the possibility to use your garage as a utility room, for leisure time or hobbies. You can choose whether to open both door leaves or only the active leaf, depending on your particular requirements. The use of high-quality and durable materials, top-quality processing and a wide variety of additional fittings give your garage a classic appearance in keeping with the style of your house and your personal taste.

Precise processing - reliable operation

All door leaf frames are made of aluminium and guarantee maximum weather resistance, while robust hinges provide long-term, dimensionally accurate opening and closing.

DuoPort doors are bespoke and made to order



Triple lock
(optional)

Hinge lock
(optional)

DuoPort insulated side hinged doors

Patterns for 2-leaf side doors, garage door type iso45



Horizontal rib

Traffic white, similar to RAL 9016



Large rib

Traffic white, similar to RAL 9016



Raised panel

Traffic white, similar to RAL 9016



Flush

Traffic white, similar to RAL 9016



PLUS The advantages at a glance

- Ideal for private garages with an opening width and height from 1450mm x 1,900mm (symmetric division) to max. 2500 x 2500mm
- Outstanding heat insulation is ensured by the 45mm rigid PUR foam core
- Wide range of patterns, surfaces, attractively priced Super-Color colours and nearly all RAL colours as well as additional fittings such as glazing
- Practical block door frame allows flexible installation
- Door leaf either opening outwards or inwards
- Active and inactive leaves can be positioned either on the right or on the left
- Burglar-resistant 3-point locking with hinge lock is optionally available
- Door leaf inside: Base coat based on polyester, Grey white similar to RAL 9002
- Door leaf outside standard: Traffic white, similar to RAL 9016
- Door leaf outside: Super-Color or RAL of your choice at an extra price (top-coated)

Novoroll 77 and 55 insulated roller doors strong and efficient

Automated, insulated roller doors from Novoferm are constructed from 77mm or 55mm double walled aluminium laths filled with CFC free insulating foam - an ideal solution for those who want to improve the appearance and gain space in their garage.

Safety

Certified to the high safety requirements and performance characteristics of European Standard EN 13241-1, all Novoferm Insulated Roller Garage Doors are fitted with a full NovoShield cover to prevent accidental finger entrapment and to cover the door curtain. In the event of an obstacle impeding the door entrance the Safety Edge will stop and return the door to the open position.

Convenience

An ideal solution for people who want to gain extra space in their garage, requiring only 300mm x 300mm of head room space. Opening vertically so you can park your car up close to the garage door and push button automation makes it so easy to open and close your garage door. Where headroom is especially tight, the Novoferm 55 requires only 205mm of headroom and is now available up to 2.8 metres wide and 2.4 metres high.

Insulated

The insulated aluminium profiles provide a thermal and acoustic barrier, which could reduce your energy bills, reduce your carbon footprint and provide noise reduction.

Security

Manufactured with built in autolocks. When the door is closed a spring clamp device holds the door down tight.

Novoroll 77 door features

- ✓ White polyester painted 90mm guides
- ✓ White 300mm NovoShield Full box
- ✓ Novoroll hard wired control safety system
- ✓ Two 2-channel hand transmitters

Novoroll 55 door features

- ✓ White 65mm guides
- ✓ White 205mm NovoShield Full box
- ✓ Novoroll hard wired control safety system
- ✓ Two 2-channel hand transmitters



Insulated laths provide both a thermal and acoustic barrier. Weather seals keep whatever is on the outside... outside!



Manual Override

A connector and crank handle are supplied as standard, so your door can be opened, from inside, even during a power cut.

Guide Rails

Guide rails made from aluminium profile with a white polyester powder coated finish.

Safety Edge

Supplied as standard. At the bottom edge of your door is an emergency sensor which will stop and reverse when the door is in operation, if it senses an obstruction.

NovoShield

Supplied and finished in white as standard colour, shields the user from accidental finger entrapment and provides an attractive finish to the door curtain.

Control System

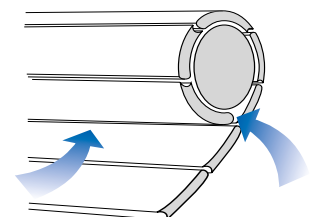
An interior light is provided within the self contained control box.

IMPORTANT SAFETY TIP

Always buy a garage door that complies fully with EN12453 -

Safety in use of power operated garage doors **...and avoid finger entrapment!**

Novoferm Insulated Roller Garage Doors comply with EN12453 - Safety in use of power operated garage doors, by means of the NovoShield box cover which covers the operating mechanism of the door curtain.





colour options

Novoroll 77

Novoroll 77 doors are available in the following finishes: Polyester paint: White RAL9016, Cream RAL9001, Mocca Brown RAL8019, Black RAL9011, Burgundy RAL3004, Racing Green RAL6009, Chartwell Green RAL6021, Blue RAL5011, Beige RAL1019, Brown RAL8014, Anthracite Grey RAL7016, Golden Oak, Rosewood. Textured woodgrain: Black, Anthracite Grey, Golden Oak, Rosewood, Moss Green, Mahogany, Steel Blue.

Novoroll 55

Novoroll 55 doors are available in the following finishes: Polyester paint: White RAL9016, Mocca Brown RAL8019, Black RAL9011, Burgundy RAL3004, Racing Green RAL6009, Blue RAL5011, Brown RAL8014, Anthracite Grey RAL7016, Cream RAL 9001, Golden Oak. Textured woodgrain: Golden Oak, Rosewood.

Polyester finish colours


Clean lines and crisp white polyester powder coated finish to the range adds style, functionality and value to your home. Suitable for door opening up to 5 metres in width.




White
RAL 9016




Cream
RAL 9001




Mocca
RAL 8019



Black
RAL 9011




Burgundy
RAL 3004



Racing green
RAL 6009



Chartwell Green
RAL 6021




Anthracite grey
RAL 7016



Blue
RAL 5011




Golden oak



Rosewood



Beige
RAL 1019



Brown
RAL 8014

Textured woodgrain finishes

Textured woodgrain finish applied to the external surface of the door only, the internal surface of the door remains white.



Black




Anthracite grey



Golden oak



Mahogany



Steel blue



Rosewood



Moss green

Novoroll doors are bespoke and made to order.

*All colour samples depicted in this brochure are as close to the original manufacturer's colours as possible. Garage doors supplied may vary in colour from the brochure representation.

email: customerservice@novoferm.co.uk

Up and over steel doors

Novoferm Steel Up & Over Garage Doors are the classic choice for your home. Corrosion resistant garage doors, manufactured from premium grade galvanized steel and finished in white powder coat or powder coat in one of our standard colours. Black euro handle fitted as standard. Available in sizes up to 4877mm x 2134mm.



Berwick



Naseby



Georgian



Thornby




Regency



Regency glazed



Minster



Horsham



Berkeley Thornby

Secure by Design doors only available up to 2438mm wide x 2134mm high.

Up and Over doors are bespoke and made to order.



The door styles have a huge range of available colours in both RAL and BS (see page 21). They can be supplied with a strong steel 'goalpost' frame, so you can wave goodbye to your old, wooden garage door frame. All doors are available with either canopy or retractable spring assisted gear systems for smooth, safe and reliable operation. High security twin strong locking bars coupled with a ten year warranty as standard provides you with a lifetime of 'style, security & functionality'. The option of a 4 point locking system is also available.



Victor



Guilsborough

All white steel doors have a white chassis, all coloured steel doors have a colour matched chassis.

Doors are available for manual operation or, for a touch of luxury, retractable doors can be fully automated with Novoferm's remote control system Novomatic 423 or 563 belt drive with built in energy saving functions, (see page 32 for garage door automation options).



Up and over steel doors

Novoferm Up and Over garage doors are spring assisted canopy or retractable action for smooth running. The door slides up and over into the garage, providing safe and very reliable operation.

Novoferm Up & Over garage doors are supplied with an optional pre-hung factory finished steel fixing frame, which makes installation simple and eliminates the need for a timber frame.

Frames are supplied as standard in white, colour matched frames are also available.

Open for Infill have a maximum infill weight of 7kg/m².

Berwick is supplied with black windows as standard. Translucent are also available as an option.

Regency Rosewood chassis frame is supplied in Cherry, Golden Oak chassis frame is RAL8003.

Steel doors including windows

The standard colour window frame for white coloured doors is white. For non-white coloured doors and for Rosewood and Golden Oak laminated doors the window frame colour is Black. Colour matched window frames are available but must be specified at time of order.

Factory fitted steel frame options

- Retractable door frame size 70mm
- Canopy door frame size 54mm
- Head frame (single doors) 45mm
- Head frame (double doors) 68mm



Regency Golden Oak



Regency Glazed Golden Oak




Regency Rosewood



Regency Glazed Rosewood

glazing options


For a touch of extra style and added natural light, choose from clear or frosted super tough 11mm acrylic with white, brown or colour matched frames.



Clear




Stippled



Diamond leaded



Square leaded



Black



Black diamond leaded

Canopy doors

Novoferm corrosion resistant Canopy garage doors are manufactured from premium grade galvanized steel and finished in white powder coat or powder coated in one of our standard colours.

Black 'D' shaped handle fitted as standard.



Galvanized torsion spring.
Lateral cable pulley.



Internal side of steel fixing frame includes a contact ABS strip. Solid bar lifting arms.



2-point rigid bar locking as standard. Option of 4-point locking on all canopy doors.



Anti drop mechanism.
Large spindle roller.
Spindle roller bracket has a reinforcement bracket to stop excessive movement.



Adding colour

The painted range of Novoferm steel doors is available primed in white for finishing in your choice of colour or factory finished in deep textured paint to one of our classic colours or choose from a full range of RAL colours.

Only the Regency doors shown opposite are available in Golden Oak or Rosewood finishes.



*All colour samples depicted in this brochure are as close to the original manufacturer's colours as possible. Garage doors supplied may vary in colour from the brochure representation. Canopy door standard fixing frames are supplied as 54mm. Windows (please specify at time of order).

email: customerservice@novoferm.co.uk

Up and over GRP doors

GRP is an ideal material for the construction of the garage door, being both light in weight and durable, it does not rust, warp or rot and has the same strength to weight ratio as steel. Our Garage doors are handmade to order and are available in a choice of styles to complement your property in either gloss white or realistic woodgrain effect with a wide range of wood tones and colour finishes.



Glossop



Lydbrook



Virginia



Winchester



Chertsey



Shildon



Hamilton / Hamilton Tall



Newbury



Kentley

All white GRP doors are supplied in white RAL9016 coloured steel chassis. All woodgrain GRP doors are supplied in brown RAL8017 painted chassis

GRP doors are bespoke and made to order.




GRP finish options

Every garage door is finished to a very high specification and incorporates a metal and timber framework which is fully encapsulated within the structure of the door for maximum strength and rigidity. Hand-crafted quality panels are encased in a strong steel chassis finished in a choice of colours. RAL colours available as an optional extra.



Glazing

For a touch of extra style and added natural light on Chertsey, Glossop, Lydbrook and Shildon doors, choose from opaque black or clear/frosted super tough 11mm acrylic.



All white GRP doors are supplied in white RAL9016 coloured steel chassis. All woodgrain GRP doors are supplied in brown RAL8017 painted chassis

*All colour samples depicted in this brochure are as close to the original manufacturer's colours as possible. Garage doors supplied may vary in colour from the brochure representation.

Up and over timber doors

Stunning garage doors made in Britain by Novoferm, from durable, solid Cedarwood tongue and groove boards and mouldings to highlight the natural beauty and quality of timber, these doors have the quality and status to enhance the front of any home.

Timber doors are supplied with a basecoat stain as standard. They MUST be finished immediately after installation (see page 39 for more details).



Horizontal



Thame



Henley



Tudor



Windsor



Gatley



Vertical



Madeley



Hertford

Timber doors are bespoke and made to order.



Caitness



Cleveland



Dorset



Kimberley



Ambleside



Bedale



Chatham



Dursley



Edgware



Up and over timber doors



Huntingdon



Somerset



Somerset Glazed



Suffolk




Stirling



Alford



Supplied factory fitted to our open-for-infill steel frame, will not rot or warp.




Choose from a range of options to individualise your garage door

Up & Over timber fully finished options

Novoferm fully finished option, is a factory finish process, the Sikkens product used is available in nine attractive colours as illustrated.

For south facing situations exposed to strong sunlight the dark colours are not recommended, as they can store excessive heat and dry out.

Timber doors are supplied with a basecoat stain as standard. They MUST be finished immediately after installation (see page 39 for more details).



Light Oak




Mahogany




Dark Oak



Rosewood



Walnut



Ebony

Glazing

For a touch of extra style and added natural light, choose from clear or frosted super tough 11mm acrylic.



Clear




Stippled



Black



Diamond leaded



Square leaded



Black Diamond Leaded

Timber doors are bespoke and made to order.

*All colour samples depicted in this brochure are as close to the original manufacturer's colours as possible. Garage doors supplied may vary in colour from the brochure representation.

email: customerservice@novoferm.co.uk

Novoguard

Secured by Design



Official Police Security Initiative

Novoguard Secured by Design doors and the NEW 563 Novoguard system package are certificated to CS 5051 STS202 which is approved by ACPD Association Of Chief Police Officers.

Novoguard doors featuring retractable lifting operation and including a 70mm steel fixing frame are available in any size up to and including 2438mm wide x 2134mm high. All Novoguard up & over doors are available with Novoguard electric operation.



Thornby



Naseby



Caithness



Henley



Berwick



Thame



Regency



Regency glazed




Horizontal Rib iso45

Secured by design



NovoPort operator



Novomatic 563



PLUS The advantages at a glance

Novoguard garage doors have spring assisted retractable action for smooth running. The door slides up and over into the garage, providing safe and very reliable operation.

Factory fitted steel frames as standard 70mm wide.

Novoguard Up & Over garage doors can only be supplied in a pre-hung factory finished steel fixing frame, which makes installation simple and eliminates the need for a timber frame which can warp or rot over time. These frames are supplied as standard in white, however colour matched frames are also available.

All Up & Over garage doors are supplied with our black "D" handle.

Heavy duty strengthening ribs



To meet the exacting standards we have increased the number of door braces at the rear of the door.

Heavy duty springs



Multi springing ensures smooth operation of the reinforced door.

Secure locking brackets



3-point solid bar locking fully supported across the width of the door.

Inside locking handle




The reinforced locking barrel includes a key for locking and unlocking from the **inside** of your garage. The door is fully operational from both inside and outside of your garage.

Novoguard colour options

Novoguard are available in any of the standard colours shown below or in your choice of any RAL colour.



White
RAL9016



Cream
RAL9001



Light Grey
RAL7035



Signal Grey
RAL7004



Ageta Grey
RAL7038



Anthracite Grey
RAL7016



Willow Green
BS4800-12B17



Chartwell Green
BS4800-14C35



Balmoral Green
RAL6005



Reed Green
RAL6013



FirGreen
RAL6009



Conker Brown
RAL8017



Cherry



Signal Brown
RAL8002



Dark Camouflage
Desert Sand
BS381-420



Camouflage Beige
BS381-389




Pastel Blue
RAL5024



Oxford Blue
RAL5013



Midnight Blue
RAL5011



Ebony Black
RAL9005



Monarch Red
RAL3003



Oxide Red
RAL3009

*All colour samples depicted in this brochure are as close to the original manufacturer's colours as possible. Garage doors supplied may vary in colour from the brochure representation.

Novoguard doors are bespoke and made to order.

Side hinged steel doors

Novoferm side hinged steel doors offer the following features:

- Centre overlap to help prevent forced entry and reduce draughts
- Four pairs of dog bolt security hinges
- High security Euro profile mortice lock
- Twin shoot bolts top and bottom for added security

- Stays to prevent the door opening further than 110 degrees
- All side hinged doors are supplied complete with 50mm head and jambs.

Doors open outwards only, with the lock on the right when viewed from the outside.

Left hand opening available as an option.

Side hinged doors are bespoke and made to order.



Georgian



Thornby



Berwick



Regency



Side hinged timber doors

Novoferm timber side hinged garage doors are complete with a 50mm frame. Doors are supplied with a lock hole unless specified otherwise. Doors open outwards only, with the lock on the right when viewed from the outside.

Left hand opening available as an option.

Timber doors are supplied basecoat stained, ready for finishing to the colour of your choice.

Novoferm timber side hinged doors offer the following features:

- Centre overlap to help prevent forced entry and reduce draughts
- Four pairs of dog bolt security hinges
- High security Euro profile mortice lock
- Stays to prevent the door opening further than 110 degrees

Side hinged doors are bespoke and made to order.



Vertical



Madeley



Dog bolt security hinges



Gatley



Thame



Why choose garage door operators from Novoferm?



Innovative and powerful

Our new operator generation is presented with more push and pull force and also trendy and style formative. The new Novoferm garage door operators feature modern technology with contemporary energy efficiency on the highest level combined with optimised design, modern LED technology, stability and highest performance.

NEW: Most of our new garage door operators used with sectional doors can be controlled via the Novoferm Mobility APP "SmartGarage", you can download it free of charge from the APP store or GOOGLE Play.



Trust backed up by our warranty

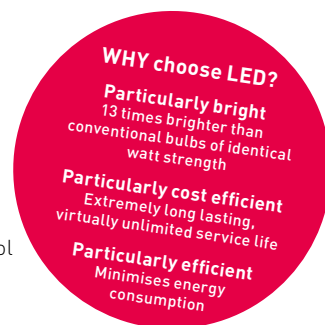
All Novoferm operators are produced according to the strict quality management system DIN ISO 9001 and they fulfil, together with our garage doors, the high safety requirements of the European Door-product standard specification. DIN EN 13241-1.

We give a guarantee of 5 years on the mechanics, motor, and control unit of every door operator.



High efficiency

All our garage door operators and additional hardware (e.g. light strips) are fitted with modern, energy-saving LED lamps for added brightness, cost and energy efficiency. A further benefit in terms of energy savings is that many of our operators only consume 0.5 W in standby. Our hand transmitters with particularly long-lasting batteries are available to control the door and lighting. The lighting control can either be linked to the garage door movements or not.



One touch comfort

Flexible door and lighting control, menu driven programming and service functions and a large product range of accessories (hand transmitters, control pads) provide simple and user-friendly usage.

The approved 3-button technology helps with simple and fast adjustment of the operator functions.

NEW: With the introduction of the new generation garage doors we also offer a variety of special attractive control pads which are constructed from UV-stable materials.



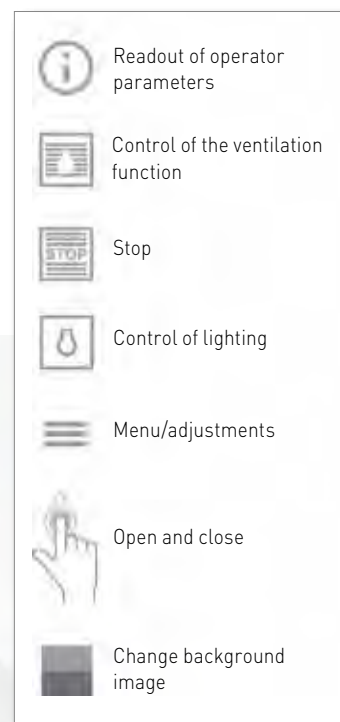
Tested security

Automatic up-and-over doors are extremely secure! Powerful multiple extension spring assemblies prevent the door from falling, while a self-monitoring automatic cut-out device stops and opens the garage door as soon as it encounters even minimal resistance. They are joined by manipulation-proof hand transmitters protected by multi-part rolling codes.

NEW: The new hand transmitters are equipped with AES 128-bit encryption to offer maximum security.

NEW!

Mobility App SmartGarage for sectional door control



Smartphone instead of a hand transmitter

When they buy a Novoferm garage door operator (Novomatic 423, Novomatic 563 or NovoPort), owners of Novoferm garage doors can expand their app collection.

The new Novoferm Mobility App SmartGarage is available free of charge from the APP Store or google play and is suitable for Apple and Android Systems.

With one "swipe" across the touch screen you can open and close the garage door, control the lighting, ventilation function and you can read out the operator parameters.

To use the mobility app you need the mobility package, which contains the Novoferm Gateway and Novoferm WLAN module.

You can buy it from your Novoferm distributor. When you use the Novoferm Mobility APP, or when it is not possible to see the door, you need to save the garage door with a light barrier, additionally to the normal force control, which is standard.

The Mobility App SmartGarage is not suitable for up and over doors.

PLUS The advantages at a glance

- Intuitive adjustment via Novoferm Mobility App
- Door control and reading of the door state with smartphone and tablet
- Control of lighting and ventilation function
- You can control more than one garage door with the APP
- It is possible to make your garage as background image
- Control is temporal and regional flexible

Sectional NovoPort operator

Exclusive convenience

If you are renovating your garage, you don't just want it to look better, but to also make it more convenient to use. With the integrated NovoPort® system you'll never have to get out in the rain again, to open your garage door by hand.

The NovoPort® garage door and operator are perfectly matched and certified by independent institutes in accordance with the latest safety guidelines, giving you the comfort of maximum security and top quality, with a 5 year guarantee on mechanics and motor included!



NovoPort® features at a glance

- Quick and easy operation via hand transmitter or push button, key button or coded key pad, mounted to the garage wall
- Soft start and stop functions
- Completely safe against scanning due to automatic signal decoding
- Simple programming via menu-guided control with LED display. Integrated fault diagnosis system facilitates potential service work
- Connectable to garage outside lighting up to max. 500 Watt
- Power saving. Only requires 4 Watts whilst on standby

Unique technology with flexible side mounting for Novoferr Sectional garage doors

The NovoPort® operator system not only offers maximum convenience during operation, but also during installation. After all, it is not fixed to the ceiling like conventional operators, but simply integrated into the side garage door track – either on the left or the right depending on the structural conditions.

Therefore no ceiling assembly is required and any installation problems are ruled out from the outset. All structural components are pre-assembled in the factory and dimensionally accurate – simply insert them together and voilà!

Novomatic 423

The garage solution

Advanced technology belongs in a modern casing. Novomatic 423 is trendy and stylish. It is the professional system for operating sectional and up-and-over garage doors.

This garage door operator is a particularly good match for Novoferm garage doors, but is also perfect for retrofitting other garage door makes.



PLUS The advantages at a glance

Comfortable operation using the tamper-proof 2-channel rolling code hand transmitter.

Soft start and stop function.

Self-monitoring automatic maintenance-free shutdown device.

Electronically monitored push-up protection.

Bright LED lighting (programmable 60-240 sec.).

Connection for outdoor lighting up to 500 W.

Air vent settings for garage ventilation.

Uses just 0.5 W in standby, incurring low energy costs.

600N



Novomatic 563

The operator which also opens double garages

New modern design and high-quality technology come together in the Novomatic 563 to a modern high-tech and top-class operator system.

Well-engineered technical details, for example up to 50 % faster door opening due to the integrated high-speed function and the integrated energy saving LED-lighting (1.6 Watt), offering comfort and energy efficiency on the highest level.



PLUS The advantages at a glance

Comfortable handling due to tamper resistant rolling code radio system.

Soft-Start, Soft-Stop function for whisper quiet door running.

Integrated automatic switch-off, which stops the door safely in case of obstacles.

Electronic observed anti-opening safety for making the door burglar resistant.

Programmable internal lighting (60-240 seconds).

Directly connectable outside lighting up to 500 Watt.

Manually quick disconnect connector in case of a loss of power.

Simple and fast mounting due to standard door fitting for up-and-over and sectional doors.

Energy saving with 0.5 Watt power supply in stand-by mode.

800N



Battery Back-up (Accu).

For Novomatic 563 and 423

Accu is a lightweight and easy to carry battery back-up unit that will temporarily keep your garage door in full operation during a power cut.



You'll need the right accessories to go with the hardware of your choice

Because people make different choices, and because the structural conditions for a garage or a sliding door can vary, we offer a wide range of accessories, so that you can fit out our systems to match your own personal requirements.

You'll find a selection of the most important accessories on these pages.

Hand transmitters



NEW!
Mini-Novotron 522 Design hand transmitter
2-channel, 433 MHz,
KeeLoq rolling code



NEW!
Mini-Novotron 524 Design hand transmitter
4-channel, 433 MHz,
KeeLoq rolling code



NEW!
Mini-Novotron 522 hand transmitter
2-channel, 433 MHz,
KeeLoq rolling code



NEW!
Mini-Novotron 524 hand transmitter
4-channel, 433 MHz,
KeeLoq rolling code



Wall mounting/ silicon case hand transmitter
Suitable for use as case and wall mounting for Mini-Novotron 522 Design/ 524 Design and for Mini-Novotron 522/ 524



Mini-Novotron 502 hand transmitter
2-channel, 433 MHz,
KeeLoq rolling code



Mini-Novotron 504 hand transmitter
4-channel, 433 MHz,
KeeLoq rolling code



Micro-Novotron 512 hand transmitter
2-channel, 433 MHz,

The finishing touch - a stylish complementary handle

Stylise your garage door with these handle options to choose from.



Additional accessories

Remote switches

NEW!



Signal 111 remote wall switch
2-channel, 433 MHz,
KeeLoq rolling code for
controlling 2 operators or 1
operator and 1 outside lighting
in UV-resistant material

NEW!



**Signal 218 remote coded key
pad**
10 codes, 433 MHz,
KeeLoq rolling code with
stainless steel cover, backlit
in UV-resistant material

Switches

NEW!



Signal 112 wall switch
Start key, holiday switch,
continuous light (On/ Off),
24 V connection to the operator
in UV-resistant material



Coded key pad signal 213
3 signals, metal key pad,
230 V connection

Better safe than sorry

While easy operation is important, the safety of an automatic door system is even more so. Easy-installation, contactless opto sensors ensure safety in the garage door's area of movement. If the garage does not have a second entrance, emergency unlocking allows you to open the garage door from outside in case of a power cut.

Opto sensors



Extra 625 one-way opto sensor
24 V DC, IP 54
Range: 8 m
Suitable for:
All operator models



Extra 626 one-way opto sensor
20-28 V, IP 50, 2 wire
Range: 8 m
Suitable for:
Novomatic 423/ 563 S
NovoPort®



Extra 628 reflection light opto sensor
24-240 V AC, 12-240 V DC, IP 54
Range: 5 m
Can only be used as a pulse generator



**NEW: De-Latch for Novoferm
retractable lifting up & over doors**

Suitable for 2 and 4 point rigid bar locking
systems supplied with complete locking
systems.



**NEW For installations of
Novoferm 563 & 423 operators**

When fitted to our retractable lifting
up & over doors aids quick and easy
installation and reduces noise
reverberation.

Warranty and maintenance

Up & Over Garage Door Systems

The purchaser is granted a warranty covering the safe and reliable operation of the Novoferm garage door for a period of **10 years** from the date of purchase. This warranty is conditional on the regular inspection and maintenance of the product in accordance with the installation manual supplied with the door. During the guarantee period the manufacturer undertakes to repair, without charge, any product which has suffered a proven failure of its safe and reliable operation provided that the springs, tracks and guide rollers have been inspected regularly (at least once a year) and maintained correctly, including replacement of wear items when required. All Novoferm garage doors offer a 10 year warranty against the integrity of the door panel, as well as 2 years on rollers and springs for normal use, up to 25 open and close cycles a day. All retractable garage doors offer a 10 year manufacturer's guarantee (2 years for canopy doors) on material and manufacturing faults of all immovable frame parts, if it can be proved that they are inoperative, or their use is impaired. In the case of Novoferm steel doors, these are supplied factory prefinished in polyester based white. They are not immune to damage which can occur at any stage of the handling of the product from factory to site. Minor surface damage can be easily repaired using touch-up sprays or sticks without invalidating warranties. The corrosion of swarf filings or other airborne particles, rusting or staining of the panel is not considered as panel rust. Novoferm timber doors use organically grown Cedar from replenishable sources, with natural colour and grain variations - this is a feature of Cedar. We make every effort to harmonise the effect, where possible, by hand matching the component parts used in construction. Please note that a uniform grain pattern cannot be guaranteed. Timber doors must be finished in accordance with the installation instructions, supplied with the door and the technical specification. Novoferm timber doors are supplied with a temporary finish. As soon as the door is unwrapped one coat of a good quality basecoat primer must be applied to both sides of the door. Immediately after installation your timber doors require two further coats of a good quality exterior wood finish on both sides. Initial application and periodic treatment should be carried out strictly in accordance with the woodstain manufacturer's instructions. Failure to follow these instructions will result in early deterioration of the timber panel. Please note that protective finishes on all Timber doors must be applied to validate warranty.

Sectional Garage Door Systems

The purchaser is granted a warranty covering the safe and reliable operation of the Novoferm garage door for a period of **10 years** from the date of purchase. This warranty is conditional on the regular inspection and maintenance of the product, in accordance with the installation manual supplied with the door. During the guarantee period the manufacturer undertakes to repair, without charge, any product which has suffered a proven failure of its safe and reliable operation provided that the springs, wire cables, tracks, guide rollers and hinges have been inspected regularly (at least once a year) and maintained correctly, including replacement of wear items when required. All Novoferm garage doors offer a 10 year warranty against the integrity of the door panels, as well as 2 years on rollers, springs, pulleys and cables for normal use, up to 25 open and close cycles a day. All Novoferm garage doors offer a 10 year manufacturer's guarantee on floor seals, central seals, side seals and header seals against perishing. All Novoferm garage doors offer a 10 year manufacturer's guarantee on material and manufacturing faults of all immovable frame parts, if it can be proved that they are inoperative, or their use is impaired. Furthermore, Novoferm fully finished steel doors (i.e. factory finish painted, Golden Oak, Rosewood) come with a 10 year panel corrosion guarantee relating to rust through inside or outside. If a panel rusts through, then the affected panel only will be replaced. Due to weathering, the new panel may not exactly match the colour of the old. In this instance the door should be repainted by the customer with a proprietary paint system, following the paint manufacturers' instructions. All steel parts are not covered by the corrosion warranty if situated within 3 miles of the coastline. In areas of high corrosion, (e.g. if exposed to sea air), the door panels should be painted with a proprietary paint system, following the paint manufacturers' instructions and that the door should be regularly cleaned. The corrosion of swarf filings or other airborne particles, rusting or staining of the panel is not considered as panel rust. The surface finish of Rosewood and Golden Oak foil finished sectional door panels is guaranteed from serious degradation for a period of 5 years, provided that regular maintenance including cleaning from salt is carried out in accordance with our instructions. During this period the colour of the door panels may change due to weathering (e.g. Intense UV radiation and coastal conditions etc). This is normal and is not covered by the warranty. In the case of Novoferm pre-finished steel doors, these are supplied with polyester based primer paint finish. They are not immune to damage which can occur at any stage of the handling of the product, from factory to site. Minor surface damage can be easily repaired using touch-up sprays or sticks without invalidating warranties. Novoferm timber sectional doors are supplied unfinished, please ensure that a full specification of finishing coats is applied immediately before or after installation to all exposed surfaces - inside and out, with a Sikken or similar finishing coat system. Please note that protective finishes on all Timber doors must be applied to validate warranty.

Novoferm Insulated Roller Garage Door Systems

The purchaser is granted a warranty covering the safe and reliable operation of the garage door for a period of 10 years from the date of purchase. This warranty is conditional on the regular inspection and maintenance of the product, in accordance with the installation manual supplied with the door. During the guarantee period the manufacturer undertakes to repair, without charge, any product which has suffered a proven failure of its safe and reliable operation, provided that the door has been inspected regularly (at least once a year) and maintained correctly, including replacement of wear items when required. Novoferm Insulated Roller Garage Door systems are guaranteed against any form of manufacturing defects for a period of 2 years from the date of purchase. The finish of white powder coated doors is guaranteed for a period of 2 years. In the case of textured woodgrain finished doors, the exterior finish is guaranteed to provide an effective weatherproof membrane which will resist perforation of the door from the weather-side due to corrosion for 10 years. Furthermore, colour change or fade to the exterior surface will be limited and uniform for the full 10 year period. Some marking may occur at the top of the internal side of the door curtain, this is unavoidable and is due to prolonged contact with autolock system.

Novoferm Garage Door Automation

For garage door operators: NovoPort® and Novomatic, we grant the following warranty, in case of supplying us with the original invoice: 5 years for mechanical parts of the operator motor and the control unit; 2 years for remote control parts and accessory parts. A 2 year warranty is also granted for remote control parts and accessory parts. No warranty claims will be accepted for wear and tear parts and consumption parts (e.g. light bulbs, batteries, fuses). Novoferm Insulated Roller Garage Door electric operators are guaranteed against any form of manufacturing defect for a period of 5 years for mechanical elements, motors and transformers. The motor control unit is guaranteed for 3 years. Remote control accessories and parts are guaranteed for a period of 2 years. No warranty claims will be accepted for wear and tear parts and consumable parts (e.g. light bulbs and batteries and remote control handsets).

Door Maintenance

If in doubt about any maintenance procedures, please consult a Novoferm specialist. Novoferm has a nationwide network of installers who can offer you regular maintenance service on your garage door. Please call Novoferm on 01582 563777 or check our website for details of your nearest installer. Immediately after the door is fitted and after every 5,000 operations of the door, or at least once a year, oil all pivot points and check tightness of screws and clamped connections. Keep running tracks clean (do not grease them), check all parts and replace any worn components. The springs should be replaced by an experienced door fitter after approximately 25,000 operations (see fitting and operating instructions). You should not oil the lock cylinder. If it is sticking, lubricate it with graphite dust. If you have a canopy door, check the cable every 6 months of normal usage (8 operations per day). If you find any wear, you should have the cables replaced by an expert fitter.



Terms and conditions

Warranty

In the unlikely event of a warranty claim becoming necessary please contact the dealer or distributor who supplied the door.

To enable your claim to be processed without delay you should provide the following information:

- Your name, address and contact telephone number
- The original invoice and date of purchase
- A description of the door, the door type and the product number
- A description of the reason for the claim

Your dealer will then supply details of your claim, together with a copy of the warranty card supplied with the door and proof of purchase, to the warranty department at Novoferm UK.

An assessment of the claim will be made. This may mean Novoferm will need to come and inspect your door at your premises.

In the event that there is no legitimate claim under the terms of the warranty you may be liable for the costs of this visit.

It is essential that you take note of the care and usage instructions provided with your door and you follow these instructions throughout the lifetime of your door.

The warranty does not cover:

- Improper installation
- Normal wear and tear
- Priming and other surface protection treatments
- Negligent or wanton destruction
- Incorrect or too late applied surface protection treatments
- Repair by a non-qualified installer
- Use of non-Novoferm parts without the approval of Novoferm
- Damage or removal of the product number or making it unidentifiable
- Improper operation
- External influences, such as fire, salts, water, acids, alkaline solutions, abnormal environmental influences
- Mechanical damage caused by improper transport or installation

All dark colours which are exposed to direct sunlight should be avoided. Dark coloured doors may undergo expansion due to heat absorption. Such instances are not covered by the guarantee, however normal performance will revert when the door has cooled down if the heat absorption has affected the door's performance.

All colour samples depicted in this brochure are as close to the original manufacturer's colours as possible. Garage doors supplied may vary in colour from the brochure representation.

Prices

All orders are accepted on the understanding that the goods will be subject to the prices ruling at the time of delivery, unless other terms are specifically agreed. All prices are in £ sterling and exclude VAT. UK mainland delivery is included to the buyer's trading address - delivery to site £54.00 (subject to access).

A 25% handling charge applies to all unwanted items on standard stock items only. Items must be returned unopened and in an unused condition.

All returns are subject to acceptance by Novoferm UK Limited.

All doors are bespoke and made to order. Your right to cancel is not available on non-standard made to order doors.

Specification

Due to the progressive outlook of the Novoferm Group we reserve the right to alter specifications to design and manufacture without notification. All specifications and details are correct at the time of publication, errors and omissions excepted.

All Doors

Colour match Pairs of doors should be ordered together to obtain the best colour match, bearing in mind the limitations of the materials used in the construction. Timber garage doors cannot be ordered as matching sets.

Size variations As the size of a door changes in height and/or width, the panel frequency and profile can change, therefore doors of the same style but of different sizes can be significantly different in appearance.

Clearances All doors require operating clearances, i.e. the gap between the door panel and frame opening, these are inbuilt during manufacture and should not be reduced by means of infills, or draughtproofing.

Deflection When in the open position, all doors will display a level of vertical deflection or 'sag' across the width of the panel. Individual manufacturers' specifications should be consulted for exact tolerances.

Your Novoferm Stockist

Novoferm UK Limited
Unit 5-9 Luton North Industrial Estate, Sedgwick Road, Luton LU4 9DT
t: 01582 563777 f: 01582 568801
www.novoferm.co.uk e: customerservice@novoferm.co.uk
Opening times: Mon-Fri 8.30am - 5.00pm

